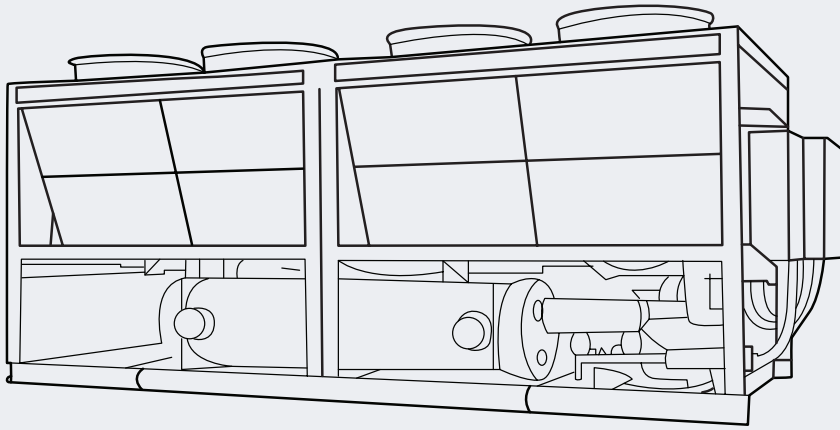



750 kW Chiller.




Length
5700 mm

Depth
2400 mm

Height
2700 mm

 **Weight**
7000 kg

 **Sound**
-

750 kW

Cooling Capacity

31 ℓ/s

Flow Rate

784 A

Operating Current

2

Compressors

EQUIPMENT DETAILS

Cooling Capacity 750 kW	Heating Capacity N/A	Refrigerant R22	Refrigerant Circuits 2	Minimum Capacity -
-----------------------------------	--------------------------------	---------------------------	----------------------------------	------------------------------

HYDRONICS

Fluid Temp Range 4 - 10°C	Flow Rate Range 31 ℓ/s	Pump Set P030	Plumbing Connection 4" Camlock
-------------------------------------	----------------------------------	-------------------------	--

ELECTRICAL

Power Supply 415 V / 3 P / 50 Hz	Operating Current 420 / 784 A	Circuit Breaker 630 A	External Outlet 50 A 5 PIN	Electrical Connection 240 mm Powerlock
--	---	---------------------------------	--------------------------------------	--



1800 50 50 47
activeair.com.au