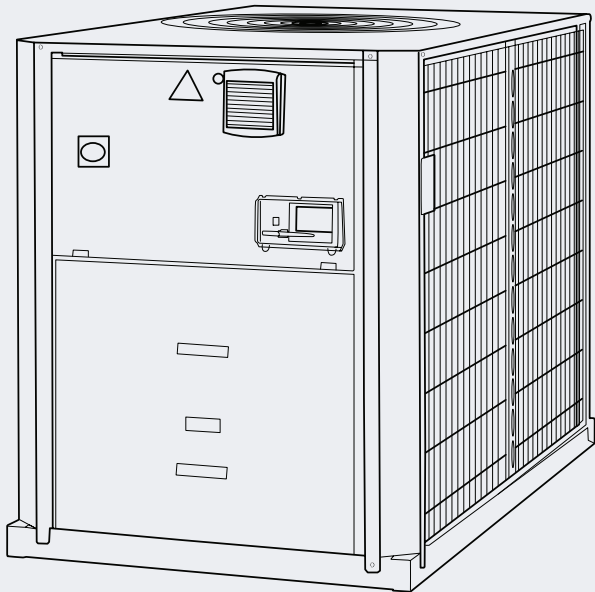



50 kW Chiller.




Length
1061 mm

Depth
2050 mm

Height
1330 mm

 **Weight**
536 kg

 **Sound**
81dB(A)

50 kW

Cooling Capacity

0.9 - 3.7 ℓ/s

Flow Rate

29 / 135 A

Operating Current

2

Compressors

EQUIPMENT DETAILS

Cooling Capacity 50 kW	Heating Capacity N/A	Refrigerant R410A	Refrigerant Circuits 1	Minimum Capacity 0.5
----------------------------------	--------------------------------	-----------------------------	----------------------------------	--------------------------------

HYDRONICS

Fluid Temp Range 5 - 20°C	Flow Rate Range 0.9 - 3.7 ℓ/s	Pump Set In-built	Plumbing Connection 2" Camlock
-------------------------------------	---	-----------------------------	--

ELECTRICAL

Power Supply 415 V / 3 P / 50 Hz	Operating Current 29 / 135 A	Circuit Breaker 50 A	External Outlet No	Electrical Connection 50 A 5 PIN
--	--	--------------------------------	------------------------------	--



1800 50 50 47
activeair.com.au